




Structural / Hazard Evaluation

DATE	TIME	TF
------	------	----

HAZARDS:




 LR	<p>Low Risk for US&R Ops. Low probability of further collapse. Victims could be trapped by contents, or building could be completely pancaked or soft 1st story</p>	 MR	<p>Medium Risk for US&R Ops. Structure is significantly damaged. May need shoring, bracing, removal, and/or monitoring of hazards. The structure may be partly collapsed.</p>	 XR	<p>High Risk for US&R Ops. May be subject to sudden collapse. Remote search operations may proceed at significant risk. If Rescue Ops are undertaken, significant and time-consuming mitigation should be done</p>
---	---	--	--	--	---

Should the marking box need to be made remote from the indicated entrance, place an arrow next to the box to indicate the direction to the lowest risk entrance to structure.

Structural / Hazard Evaluation

DATE	TIME	TF
------	------	----

HAZARDS:

 LR	<p>Low Risk for US&R Ops. Low probability of further collapse. Victims could be trapped by contents, or building could be completely pancaked or soft 1st story</p>	 MR	<p>Medium Risk for US&R Ops. Structure is significantly damaged. May need shoring, bracing, removal, and/or monitoring of hazards. The structure may be partly collapsed.</p>	 XR	<p>High Risk for US&R Ops. May be subject to sudden collapse. Remote search operations may proceed at significant risk. If Rescue Ops are undertaken, significant and time-consuming mitigation should be done</p>
--	---	--	--	--	---

Should the marking box need to be made remote from the indicated entrance, place an arrow next to the box to indicate the direction to the lowest risk entrance to structure.